



29th October, 2021

To,
Listing Department,
BSE Limited
P.J. Towers, Dalal Street,
Fort, Mumbai – 400 001

Scrip Code :- 504351
Scrip Id :- EMPOWER

Dear Sir/ Madam,

Subject: Outcome of Meeting of Board of Directors of the Company held on 29th October, 2021

Pursuant regulation 30 and 33 of SEBI (LODR) Regulations, 2015, we hereby inform you that the Board of Directors at their meeting held on 29th October, 2021 have inter-alia considered, approved the unaudited financial results for the quarter and half year ended 30th September, 2021.

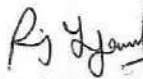
These results have been reviewed and recommended by the Audit Committee and taken on the record by the Board of Directors at their respective meetings held today, i.e on 29th October, 2021. Further, copy of unaudited financial results and the limited review report as approved by Board of Directors is enclosed for your records.

The Board Meeting commenced at 5:00 P.M. and concluded at 5:45 P.M.

This is for your information and records.

Thanking You,

For Empower India Limited


Rajgopalan Iyengar
Director
DIN:00016496



Encl: as Above

Empower India Limited

CIN: L51900MH1981PLC023931

Reg. Office: 25 /25A, II Floor, 327, Nawab Building, D.N.Road, Fort, Mumbai – 400 001.

Phone: 022- 22045055, 22045044, Mobile/Helpdesk No.: 9702003139

Email:info@empowerindia.in; Website: www.empowerindia.in



EMPOWER INDIA LIMITED

CIN: L51900MH1981PLC023931

Reg. Off.: 25/25A, 2nd Floor, 327, Nawab Building, D. N. Road, Opp. Thomas Cook, Fort, Mumbai - 400 001

Phone: 022-22045055/22045044, Mobile/Helpdesk No:- 9702003139

Website: www.empowerindia.in Email:- info@empowerindia.in

STATEMENT OF UN-AUDITED FINANCIAL RESULTS FOR THE QUARTER ENDED 30.09.2021

PART-1

(Rs. in Lakhs except EPS)

STANDALONE

Sr. No.	Particulars	3 months ended	Preceding 3 months ended	Corresponding 3 months ended in the previous year	6 month ended	Corresponding 6 months ended in the previous year	Previous year ended
		30-Sep-21 Un-Audited	30-Jun-21 Un-Audited	30-Sep-20 Un-Audited	30-Sep-21 Un-Audited	30-Sep-20 Un-Audited	31-Mar-21 Audited
1	Income						
	(a) Revenue From Operations	237.729	0.000	0.000	237.729	0.000	0.000
	(b) Other Operating Income	0.000	0.000	0.000	0.000	0.000	0.000
	(c) Other Income	0.000	0.000	0.000	0.000	0.000	0.000
	Total Income	237.729	0.000	0.000	237.729	0.000	0.000
2	Expenses						
	(a) Cost of materials consumed	221.206	0.000	0.000	221.206	0.000	0.000
	(b) Purchases of stock-in-trade	0.000	0.000	0.000	0.000	0.000	0.000
	(c) Changes in inventories of finished goods, work-in-progress and stock-in-trade	0.000	0.000	0.000	0.000	0.000	0.000
	(d) Finance Cost	0.007	0.020	0.009	0.027	0.009	0.020
	(e) Employee Benefits Expenses	1.694	1.600	0.768	3.294	1.538	3.760
	(f) Depreciation and amortisation expense	0.000	0.000	0.000	0.000	0.000	0.000
	(g) Other expenses (Any item exceeding 10% of the total expenses relating to continuing operations to be shown separately)	1.540	1.110	0.073	2.650	4.823	6.450
	Total Expenses	224.446	2.730	0.850	227.176	6.370	10.230
3	Profit / (Loss) before exceptional items and tax (1-2)	13.282	(2.730)	(0.850)	10.552	(6.370)	(10.230)
4	Exceptional Items	0.000	0.000	0.250	0.000	251.800	838.900
5	Profit / (Loss) before tax (3-4)	13.282	(2.730)	(1.100)	10.552	(258.170)	(849,140)
6	Tax Expenses						
	(a) Current Tax	0.000	0.000	0.000	0.000	0.000	0.000
	(b) Deferred Tax	0.000	0.000	0.000	0.000	0.000	0.000
7	Total Tax Expenses	0.000	0.000	0.000	0.000	0.000	0.000
8	Profit/ (Loss) for a period from continuing operations (5-7)	13.282	(2.730)	(1.100)	10.552	(258.170)	(849,140)
9	Profit/ (Loss) for a period from dis - continuing operations	0.000	0.000	0.000	0.000	0.000	0.000
10	Tax Expenses of discontinued operations	0.000	0.000	0.000	0.000	0.000	0.000
11	Profit/ (Loss) for a period from dis - continuing operations (after tax) (9-10)	0.000	0.000	0.000	0.000	0.000	0.000
12	Other Comprehensive Income/ (Loss)						
	A) (i) Amount of items that will not be reclassified to profit or loss	0.000	0.000	0.000	0.000	0.000	0.000
	(ii) Income tax relating to items that will not be reclassified to profit or loss	0.000	0.000	0.000	0.000	0.000	0.000
	B.) (i) Amount of items that will be reclassified to profit or loss	0.000	0.000	0.000	0.000	0.000	0.000
	(ii) Income tax relating to items that will not be reclassified to profit or loss	0.000	0.000	0.000	0.000	0.000	0.000
13	Total Comprehensive income for the period (comprising profit/loss) and other comprehensive income for the period (8-11-12)	13.282	(2.730)	(1.100)	10.552	(258.170)	(849,140)
	Paid -up Equity Share Capital (Face Value of Rs. 1/- each)	11637.990	11637.990	11637.990	11637.990	11637.990	11637.990
14	Earning Per Share (For continuing operations)						
	(a) Basic	0.0011	-0.0002	-0.0001	0.0009	-0.0222	-0.0730
	(b) Diluted	0.0011	-0.0002	-0.0001	0.0009	-0.0222	-0.0730






EMPOWER INDIA LIMITED

Balance Sheet Summary as at 30.09.2021

(Rs. In Lakhs)

Sr.No.	STATEMENT OF ASSETS AND LIABILITIES Particulars	STANDALONE	
		As at Current year ended (Standalone)	As at Previous year ended (Standalone)
		30.09.2021 (Un-Audited)	31.03.2021 (Audited)
		Rs.	Rs.
A	ASSETS		
1	Non-Current Assets		
	Property, plant and equipment	0.00	0.000
	Capital work-in-progress	0.00	0.000
	Investment property	0.00	0.000
	Goodwill	0.00	0.000
	Other intangible assets	0.00	0.000
	Intangible assets under development	0.00	0.000
	Biological assets other than bearer plants	0.00	0.000
	Investments accounted for using equity method	0.00	0.000
	Non- Current Financial Assets		
	Non-current investments	18600.21	19,675.210
	Trade receivables, non-current	0.00	0.000
	Loans, non-current	0.00	0.000
	Other non-current financial assets	6800.89	5,702.160
	Total non-current financial assets	25,401.10	25,377.370
	Deferred tax assets (net)		0.000
	Other non-current assets	157.04	157.040
	Total non-current assets	25,558.14	25,534.410
2	Current assets		
	Inventories	517.36	517.360
	Current financial asset		
	Current investments	0.00	0.000
	Trade receivables, current	0.00	0.000
	Cash and cash equivalents	8.26	5.260
	Bank balance other than cash and cash equivalents	0.00	0.000
	Loans, current	8.38	8.380
	Other current financial assets		0.000
	Total current financial assets	16.64	13.640
	Current tax assets (net)	0.00	0.000
	Other current assets	0.09	0.140
	Total current assets	534.10	531.140
3	Non-current assets classified as held for sale		0.000
4	Regulatory deferral account debit balances and related deferred tax Assets	0.00	0.000
	Total assets	26,092.24	26,065.550
	Equity and liabilities		
1	Equity		
	Equity attributable to owners of parent		
	Equity share capital	11,637.99	11,637.990
	Other equity	14,158.05	14,147.500
	Total equity attributable to owners of parent	25,796.04	25,785.490
	Non controlling interest	0.00	0.000
	Total equity	25,796.04	25,785.490
2	Liabilities		
	Non-current liabilities		
	Non-current financial liabilities		
	Borrowings, non-current	0.00	0.000
	Trade payables, non-current	0.00	0.000
	Other non-current financial liabilities	0.00	0.000
	Total non-current financial liabilities	0.00	0.000
	Provisions, non-current		
	Deferred tax liabilities (net)	2.10	2.100
	Deferred government grants, Non-current	0.00	0.000
	Other non-current liabilities	0.00	0.000
	Total non-current liabilities	2.10	2.100
	Current liabilities		
	Current financial liabilities	0.00	0.000
	Borrowings, current	0.00	0.000
	Trade payables, current	284.38	268.020
	Other current financial liabilities	0.00	0.000
	Total current financial liabilities	284.38	268.020





	Other current liabilities	8.71	8.930
	Provisions, current	1.01	1.010
	Current tax liabilities (Net)	0.00	0.000
	Deferred government grants, Current	0.00	0.000
	Other current liabilities	0.00	0.000
	Total other current liabilities	294.10	277.960
3	Liabilities directly associated with assets in disposal group classified as held for sale	0.00	0.000
4	Regulatory deferral account credit balances and related deferred tax liability	0.00	0.000
	Total liabilities	280.06	280.060
	Total equity and liabilities	26,092.24	26,065.550



EMPOWER INDIA LIMITED				
Balance Sheet Summary as at 30.09.2021				
(Rs. In Lakhs)				
Sr.No.	STATEMENT OF CASH FLOW	STANDALONE		
		6 Months ended	Corresponding half year ended in the previous year (Standalone)	Previous year ended
		30.09.2021 (Un-Audited)	30.09.2020 (Un-Audited)	31.03.2021 (Audited)
Particulars				
A	Cash flow from operating activities			
	Profit/(Loss) before tax	10.553	(258.170)	(849.140)
	Adjustments for:			
	Depreciation and amortization expense	0.000	0.000	0.000
	Adjustment for Non Controlling Stake	0.000	0.000	0.000
	Finance income	0.000	0.000	0.000
	Finance cost	0.027	0.000	0.000
	Exceptional Items	0.000	0.000	838.900
	Operating profits before working capital changes	10.580	(258.170)	(10.230)
	Adjustments for changes in:			
	(Increase)/ Decrease in Trade receivables	0.000	0.000	0.000
	(Increase)/ Decrease in Inventories	0.000	0.000	0.000
	(Increase)/ Decrease in Investments	0.000	240.250	0.000
	Increase/ (Decrease) in Trade payables	16.358	10.690	(2627.160)
	(Increase)/ Decrease in other non current asset	0.000	8.990	0.000
	(Increase)/ Decrease in other current asset	(1098.727)	0.000	307.100
	(Increase)/ Decrease in other current Liabilities	(0.225)	0.000	(0.890)
	Increase/(Decrease) in Provision	0.000	(0.380)	0.000
		(1082.593)	259.550	(2320.950)
	Cash generated from operations	(1072.014)	1.380	(2331.180)
	Income Taxes paid	0.000	0.000	0.000
	Net cash inflow/(outflow) from operating activities	(1072.014)	1.380	(2331.180)
B	Cash flow from investing activities			
	Sale/(Purchase) of non-current investments	1074.998	0.000	2532.740
	Short term loans given	0.000	0.000	0.000
	(Increase)/ Decrease in Loans and Advances	0.000	0.000	16393.780
	Interest received	0.000	0.000	0.000
	Net cash outflow from investing activities	1074.998	0.000	18926.510
C	Cash Flow from Financing activities			
	Increase/(Decrease) in Short term borrowings	0.000	0.000	0.000
	Increase/(Decrease) in Long term borrowings	0.000	0.000	(16600.000)
	Interest paid	0.000	0.000	0.000
	Finance Cost	(0.027)	0.000	0.000
	Net cash inflow/(outflow) from Financing activities	(0.027)	0.000	(16600.000)
	Net Increase/(Decrease) in Cash and Cash Equivalents	3.004	1.380	(4.680)
	Cash and cash equivalents at the beginning of the financial year	5.260	9.930	9.930
	Cash and cash equivalents at the end of the financial year	8.264	11.310	5.260
	Cash and cash equivalents comprise of:			
	Cash in Hand	3.480	4.340	3.530
	Bank Balances (Current Accounts)	4.785	6.970	1.730
		8.264	11.310	5.260



Empower India Limited

CIN: L51900MH1981PLC023931

Reg. Office: 25 /25A, II Floor, 327, Nawab Building, D.N.Road, Fort, Mumbai – 400 001.

Phone: 022- 22045055, 22045044, Mobile/Helpdesk No.: 9702003139

Email: info@empowerindia.in; Website: www.empowerindia.in



TEJAS NADKARNI & ASSOCIATES
CHARTERED ACCOUNTANTS

Shop No 4, Lilac Garden CHS, 90 Feet Road, Near Ganesh Chowk, Kandivali (West),
Mumbai- 400067, Mobile No: 9819892267, Email: tejas_nadkarni@yahoo.com

LIMITED REVIEW REPORT
**(As per Regulation 33 of the SEBI (Listing Obligations and
Disclosure Requirements) Regulations, 2015)**

To,
The Board of Directors,
Empower India Limited
25/25A, 2nd Floor, 327, Nawab
Building, D.N. Road, Opp. Thomas
Cook, Fort, Mumbai- 400001.

We have reviewed the accompanying statement of **unaudited standalone financial results** of **M/s Empower India Limited** for the quarter and half year ended **30th September, 2021** and unaudited Statement of Assets & Liabilities and Cash flow statements as at **30th September, 2021** attached herewith, being submitted by the Company pursuant to the requirement of Regulation 33 of the SEBI (listing Obligation and Disclosure Requirements) Regulations, 2015 as modified by Circular no. CIR/CFD/FAC/62/2016 dated July 5, 2016. This statement is the responsibility of the Company's Management and has been approved by the Board of Directors. Our responsibility is to issue a report on these financial statements based on our review.

We conducted our review in accordance with the Standard on Review Engagement (SRE) 2410, 'Review of Interim Financial Information Performed by the Independent Auditor of the Entity' issued by the Institute of Chartered Accountants of India. This standard requires that we plan and perform the review to obtain moderate assurance as to whether the financial statements are free of material misstatement. A review is limited primarily to inquiries of company personnel and analytical procedures applied to financial data and thus provide less assurance than an audit. We have not performed an audit and accordingly, we do not express an audit opinion.

Based on our review conducted as above, nothing has come to our attention that causes us to believe that the accompanying statement of unaudited standalone financial results prepared in accordance with applicable Indian Accounting Standards specified under Section 133 of the Companies Act, 2013 and other recognized accounting practices and policies has not disclosed the information required to be disclosed in terms of Regulation 33 of the SEBI (Listing Obligations and Disclosure Requirements) Regulations, 2015, including the manner in which it is to be disclosed, or that it contains any material misstatement.

For Tejas Nadkarni & Associates
Chartered Accountants
FRN: 135197W

TH Nadkarni
CA Tejas Nadkarni
(Proprietor)
Membership No.: - 122993
UDIN : 21122993AAAAHE7695



Date: 29th October 2021
Place: Mumbai

EMPOWER INDIA LIMITED (CIN: L51900MH1981PLC023931)

Reg. Off: 25/25A, 2nd Floor, 327, Nawab Building, D. N. Road, Opp. Thomas Cook, Fort, Mumbai - 400 001

Phone: 022-22045055/22045044, Mobile/Helpdesk No:- 9702003139 Website: www.empowerindia.in Email:- info@empowerindia.in

STATEMENT OF UN-AUDITED FINANCIAL RESULTS FOR THE QUARTER ENDED 30.09.2021

PART-1		CONSOLIDATED						(Rs. in Lakhs except EPS)
Sr. No.	Particulars	3 months ended 30-Sep-21 Un-Audited	Preceding 3 months ended 30-Jun-21 Un-Audited	Corresponding 3 months ended in the previous year 30-Sep-20 Un-Audited	6 month ended 30-Sep-21 Un-Audited	Corresponding 6 months ended in the previous year 30-Sep-20 Un-Audited	Previous year ended 31-Mar-21 Audited	
1	Income							
	(a) Revenue From Operations	237.729	0.000	0.000	237.729	0.000	5.590	
	(b) Other Operating Income	0.000	0.000	0.000	0.000	0.000	0.000	
	(c) Other Income	0.000	0.000	0.000	0.000	0.000	0.000	
	Total Income	237.729	0.000	0.000	237.729	0.000	5.590	
2	Expenses							
	(a) Cost of materials consumed	221.206	0.000	0.000	221.206	0.000	0.000	
	(b) Purchases of stock-in-trade	0.000	0.000	0.000	0.000	0.000	0.000	
	(c) Changes in inventories of finished goods, work-in-progress and stock-in-trade	0.000	0.000	0.000	0.000	0.000	0.000	
	(d) Finance Cost	0.007	0.020	0.009	0.027	0.009	0.120	
	(e) Employee Benefits Expenses	1.694	1.600	0.768	3.294	1.538	9.270	
	(f) Depreciation and amortisation expense	0.000	0.000	0.000	0.000	0.000	0.000	
	(g) Other expenses (Any item exceeding 10% of the total expenses relating to continuing operations to be shown separately)	1.540	1.110	0.073	2.650	4.823	25.820	
	Total Expenses	224.446	2.730	0.850	227.176	6.370	35.210	
3	Profit / (Loss) before exceptional items and tax (1-2)	13.282	(2.730)	(0.850)	10.552	(6.370)	(29.620)	
4	Exceptional Items	0.000	0.000	0.250	0.000	251.800	1312.970	
5	Profit / (Loss) before tax (3-4)	13.282	(2.730)	(1.100)	10.552	(258.170)	(1342.580)	
6	Tax Expenses							
	(a) Current Tax	0.000	0.000	0.000	0.000	0.000	0.000	
	(b) Deferred Tax	0.000	0.000	0.000	0.000	0.000	0.000	
7	Total Tax Expenses	0.000	0.000	0.000	0.000	0.000	0.000	
8	Profit/ (Loss) for a period from continuing operations (5-7)	13.282	(2.730)	(1.100)	10.552	(258.170)	(1342.580)	
9	Profit/ (Loss) for a period from dis -continuing operations	0.000	0.000	0.000	0.000	0.000	0.000	
10	Tax Expenses of discontinued operations	0.000	0.000	0.000	0.000	0.000	0.000	
11	Profit/ (Loss) for a period from dis -continuing operations (after tax) (9-10)	0.000	0.000	0.000	0.000	0.000	0.000	
12	Other Comprehensive Income/ (Loss)				0.000			
	A) (i) Amount of items that will not be reclassified to profit or loss	0.000	0.000	0.000	0.000	0.000	0.000	
	(ii) Income tax relating to items that will not be reclassified to profit or loss	0.000	0.000	0.000	0.000	0.000	0.000	
	B.) (i) Amount of items that will be reclassified to profit or loss	0.000	0.000	0.000	0.000	0.000	0.000	
	(ii) Income tax relating to items that will not be reclassified to profit or loss	0.000	0.000	0.000	0.000	0.000	0.000	
13	Total Comprehensive income for the period (comprising profit/loss) and other comprehensive income for the period (8-11-12)	13.282	(2.730)	(1.100)	10.552	(258.170)	(1342.580)	
	Paid -up Equity Share Capital (Face Value of Rs. 1/- each)	11637.990	11637.990	11637.990	11637.990	11637.990	11637.990	
14	Earning Per Share (For continuing operations)							
	(a) Basic	0.0011	-0.0002	-0.0001	0.0009	-0.0222	-0.1154	
	(b) Diluted	0.0011	-0.0002	-0.0001	0.0009	-0.0222	-0.1154	

EMPOWER INDIA LIMITED

Balance Sheet Summary as at 30.09.2021

(Rs. In Lakhs)

Sr.No.	STATEMENT OF ASSETS AND LIABILITIES	CONSOLIDATED	
		As at Current year ended (Consolidated)	As at Previous year ended (Consolidated)
		30.09.2021	31.03.2021
	Particulars	(Un-Audited)	(Audited)
		Rs.	Rs.
A	ASSETS		
1	Non-Current Assets		
	Property, plant and equipment	0.00	0.00
	Capital work-in-progress	0.00	0.00
	Investment property	0.00	0.00
	Goodwill	0.00	0.00
	Other intangible assets	0.00	0.00
	Intangible assets under development	0.00	0.00
	Biological assets other than bearer plants	0.00	0.00
	Investments accounted for using equity method	0.00	0.00
	Non-Current Financial Assets	0.00	
	Non-current investments	18,594.21	19,669.21
	Trade receivables, non-current	0.00	0.00
	Loans, non-current	0.00	0.00
	Other non-current financial assets	6,802.68	5,703.95
	Total non-current financial assets	25,396.89	25,373.16
	Deferred tax assets (net)	0.00	0.00
	Other non-current assets	157.04	157.04
	Total non-current assets	25,553.93	25,530.20
2	Current assets		
	Inventories	517.36	517.36
	Current financial asset		
	Current investments	0.00	0.00
	Trade receivables, current	0.00	0.00
	Cash and cash equivalents	7,814	4,810
	Bank balance other than cash and cash equivalents	1,950	1,950
	Loans, current	8.38	8.38
	Other current financial assets	20.14	20.14
	Total current financial assets	555.64	552.64
	Current tax assets (net)	0.00	0.00
	Other current assets	0.00	0.00
	Total current assets	555.64	552.64
3	Non-current assets classified as held for sale	0.00	0.00
4	Regulatory deferral account debit balances and related deferred tax Assets	0.00	0.00
	Total assets	26,109.61	26,082.84
	Equity and liabilities		
1	Equity		
	Equity attributable to owners of parent		
	Equity share capital	11,637.99	11,637.99
	Other equity	14,246.57	14,236.02
	Total equity attributable to owners of parent	25,884.56	25,874.01
	Non controlling interest	0.00	0.00
	Total equity	25,884.56	25,874.01
2	Liabilities		
	Non-current liabilities		
	Non-current financial liabilities		
	Borrowings, non-current	0.00	0.00
	Trade payables, non-current	0.00	0.00
	Other non-current financial liabilities	0.00	0.00
	Total non-current financial liabilities	0.00	0.00
	Provisions, non-current	0.00	0.00
	Deferred tax liabilities (net)	2.10	2.10
	Deferred government grants, Non-current	0.00	0.00
	Other non-current liabilities	0.00	0.00
	Total non-current liabilities	2.10	2.10
	Current liabilities		
	Current financial liabilities		
	Borrowings, current	1.00	1.00
	Trade payables, current	212.15	195.79
	Other current financial liabilities	0.00	0.00
	Total current financial liabilities	213.15	196.79
	Other current liabilities	8.71	8.93



	Provisions, current	1.01	1.01
	Current tax liabilities (Net)	0.00	0.00
	Deferred government grants, Current	0.00	0.00
	Other current liabilities	0.00	0.00
	Total other current liabilities	222.86	206.73
3	Liabilities directly associated with assets in disposal group classified as held for sale	0.00	0.00
4	Regulatory deferral account credit balances and related deferred tax liability	0.00	0.00
	Total liabilities	222.86	206.73
	Total equity and liabilities	26,109.53	26,082.84



EMPOWER INDIA LIMITED				
Balance Sheet Summary as at 30.09.2021				
(Rs. In Lakhs)				
Sr.No.	STATEMENT OF CASH FLOW	CONSOLIDATED		
		6 Months ended	Corresponding half year ended in the previous year (Standalone)	Previous year ended
		30.09.2021 (Un-Audited)	30.09.2020 (Un-Audited)	31.03.2021 (Audited)
Particulars				
A	Cash flow from operating activities			
	Profit/(Loss) before tax	10.552	(258.170)	(764.550)
	Adjustments for:			
	Depreciation and amortization expense	0.000	0.000	0.000
	Adjustment for Non Controlling Stake/Goodwill	0.000	0.000	(65.410)
	Finance income	0.000	0.000	0.000
	Finance cost	0.027	0.000	0.000
	Exceptional items	0.000	0.000	754.300
	Operating profits before working capital changes	10.579	(258.170)	(75.650)
	Adjustments for changes in:			
	(Increase)/ Decrease in Trade receivables	0.000	0.000	0.000
	(Increase)/ Decrease in Inventories	0.000	0.000	0.000
	(Increase)/ Decrease in Investments	0.000	240.250	0.000
	Increase/ (Decrease) in Trade payables	16.358	10.690	(2542.740)
	(Increase)/ Decrease in other non current asset	0.000	8.990	0.000
	(Increase)/ Decrease in other current asset	(1098.727)	0.000	287.100
	(Increase)/ Decrease in other current Liabilities	(0.225)	0.000	(0.890)
	Increase/(Decrease) in Provision	0.000	(0.380)	0.000
		(1082.593)	259.550	(2256.530)
	Cash generated from operations	(1072.014)	1.380	(2332.180)
	Income Taxes paid	0.000	0.000	0.000
	Net cash inflow/(outflow) from operating activities	(1072.014)	1.380	(2332.180)
B	Cash flow from investing activities			
	Purchase of non-current investments	1074.998	0.000	2532.740
	Short term loans given	0.000	0.000	0.000
	Interest received	0.000	0.000	0.000
	(Increase)/ Decrease in Loans and Advances	0.000	0.000	16393.760
	Net cash outflow from investing activities	1074.998	0.000	18926.490
C	Cash Flow from Financing activities			
	Increase/(Decrease) in Short term borrowings	0.000	0.000	(16599.000)
	Increase/(Decrease) in Long term borrowings	0.000	0.000	0.000
	Interest paid	0.000	0.000	0.000
	Finance Cost	(0.027)	0.000	0.000
	Net cash inflow/(outflow) from Financing activities	(0.027)	0.000	(16599.000)
	Net Increase/(Decrease) in Cash and Cash Equivalents	3.004	1.380	(4.690)
	Cash and cash equivalents at the beginning of the financial year	6.760	11.450	11.450
	Cash and cash equivalents at the end of the financial year	9.764	12.820	6.760
	Cash and cash equivalents comprise of:			
	Cash in Hand	7.814	5.630	4.810
	Bank Balances (Current Accounts)	1.950	7.190	1.950
		9.764	12.820	6.760



Empower India Limited

CIN: L51900MH1981PLC023931

Reg. Office: 25 /25A, II Floor, 327, Nawab Building, D.N.Road, Fort, Mumbai – 400 001.

Phone: 022- 22045055, 22045044, Mobile/Helpdesk No.: 9702003139

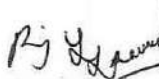
Email: info@empowerindia.in; Website: www.empowerindia.in



Notes:

1. The Financial Results have been reviewed and recommended by Audit Committee and approved by the Board of directors in its meeting held on 29th October, 2021. The Statutory Auditor of the Company has carried a Limited Review Report of the above result for the quarter.
2. The Company is operating in single segment, accordingly segment wise reporting is not applicable, and the Company would provide segment wise reporting as and when applicable to subsequent quarters.
3. The Subsidiaries of the Company are non-operational, hence there were no significant impact on the consolidated financial results of the Company.
4. Exceptional items includes provision made for non-recoverable Loan and Advance and Trade Advances.
5. The results for the quarter and half year ended 30th September, 2021 are in compliance with IND AS as prescribed under section 133 of the Companies Act 2013 read with Rule 3 of the Companies (Indian Accounting Standards) Rules, 2015 and Companies (Indian Accounting Standards) Amendment Rules, 2016.
6. Provision for taxes, if any, shall be made at the end of the year.
7. Previous period figures have been regrouped and reclassified wherever necessary.

For Empower India Limited


Rajgopalan Iyengar
Director
DIN: 00016496



Place: Mumbai
Date: 29th October 2021

Empower India Limited
CIN: L51900MH1981PLC023931

Reg. Office: 25 /25A, II Floor, 327, Nawab Building, D.N.Road, Fort, Mumbai – 400 001.
Phone: 022- 22045055, 22045044, Mobile/Helpdesk No.: 9702003139
Email: info@empowerindia.in; Website: www.empowerindia.in



TEJAS NADKARNI & ASSOCIATES
CHARTERED ACCOUNTANTS

Shop No 4, Lilac Garden CHS, 90 Feet Road, Near Ganesh Chowk, Kandivali (West),
Mumbai- 400067, Mobile No: 9819892267, Email: tejas_nadkarni@yahoo.com

**Independent Auditor's Review Report On consolidated unaudited quarterly and half yearly
financial results of the Company Pursuant to the Regulation 33 of the SEBI (Listing Obligations and
Disclosure Requirements) Regulations, 2015**

To,
The Board of Directors,
Empower India Limited
25/25A, 2ndFloor, 327,Nawab
Building, D.N. Road, Opp. Thomas
Cook, Fort, Mumbai – 400001.

1. We have reviewed the accompanying Statement of Consolidated Unaudited Financial Results, unaudited Statement of Assets & Liabilities and Cash flow statements of **Empower India Limited** ("the Parent") and its subsidiaries (the Parent and its subsidiaries together referred to as "the Group"), for the quarter and half year ended 30th September, 2021 ("the Statement"), being submitted by the Parent pursuant to the requirement of Regulation 33 of the SEBI (Listing Obligations and Disclosure Requirements) Regulations, 2015, as amended.
2. This Statement, which is the responsibility of the Parent's Management and approved by the Parent's Board of Directors, has been prepared in accordance with the recognition and measurement principles laid down in Indian Accounting Standard 34 "Interim Financial Reporting" ("Ind AS 34"), prescribed under Section 133 of the Companies Act, 2013, and other accounting principles generally accepted in India. Our responsibility is to express a conclusion on the Statement based on our review.
3. We conducted our review of the Statement in accordance with the Standard on Review Engagements (SRE) 2410 "Review of Interim Financial Information Performed by the Independent Auditor of the Entity", issued by the Institute of Chartered Accountants of India. A review of interim financial information consists of making inquiries, primarily of persons responsible for financial and accounting matters, and applying analytical and other review procedures. A review is substantially less in scope than an audit conducted in accordance with Standards on Auditing and consequently does not enable us to obtain assurance that we would become aware of all significant matters that might be identified in an audit. Accordingly, we do not express an audit opinion.

We also performed procedures in accordance with the circular issued by the SEBI under Regulation 33 (8) of the SEBI (Listing Obligations and Disclosure Requirements) Regulations, 2015, as amended, to the extent applicable.

4. The Statement includes the results of the following entities:
 - i. Empower Bollywood Private Limited
 - ii. Empower Tradex Private Limited
 - iii. Empower E-Ventures LLP





TEJAS NADKARNI & ASSOCIATES
CHARTERED ACCOUNTANTS

Shop No 4, Lilac Garden CHS, 90 Feet Road, Near Ganesh Chowk, Kandivali (West),
Mumbai- 400067, Mobile No: 9819892267, Email: tejas_nadkarni@yahoo.com

5. We did not review the interim financial results of three subsidiaries included in the Statement, whose financial information reflects total revenues of Rs. Nil, total net loss after tax of Rs. Nil for the quarter ended on 30th September, 2021. These interim financial statements has been reviewed by other auditors whose review report have been furnished to us by the management, and our conclusion in so far as it relates to the amount and disclosures included in respect of these subsidiaries and associate is based solely on the review report of such other auditor and the procedures performed by us as stated in paragraph 3 above. Our conclusion is not modified in respect of this matter.
6. The Statement also includes the Group's share of net profit after tax of Rs. Nil for the quarter ended on 30th September, 2021 as considered in the Statement, in respect of a subsidiaries and jointly controlled entities, based on their interim financial results, whose financial results have not been reviewed by their auditors and have been furnished to us by the management. Our conclusion on the consolidated financial results, and our report in terms of Regulation 33 of the SEBI (Listing Obligations and Disclosure Requirements) Regulations, 2015, read with SEBI Circular, in so far as it relates to the aforesaid joint venture, are based solely on such un-reviewed financial information. In accordance to the information and explanations given to us by the management, our conclusion is not modified in respect of this matter.
7. Based on our review conducted and procedures performed as stated in paragraph 3 above and based on the consideration of the review reports of other auditors, nothing has come to our attention that causes us to believe that the accompanying Statement, prepared in accordance with recognition and measurement principles laid down in the aforesaid Indian Accounting Standard specified under Section 133 of the Companies Act, 2013 (as amended), read with relevant rules issued there under and other accounting principles generally accepted in India, has not disclosed the information required to be disclosed in accordance with the requirement of the regulation, read with the Circular, including the manner in which it is to be disclosed, or that it contains any material misstatement.

For Tejas Nadkarni & Associates
Chartered Accountants
Firm Reg. No. 135197W

Tejas Nadkarni

CA Tejas Nadkarni
(Proprietor)
Membership No.: - 122993
UDIN : 21122993AAAAHF7272



Date: 29th October, 2021
Place: Mumbai